



District Report Card: 2017


State: Jammu And Kashmir	District: Rajauri
Class: 3	Subject: Language
Schools: 61	Students: 571


Participation/Coverage


Students

<div>GENDER</div> <div></div>	Boys		Girls	
	Number	%	Number	%
	294	51.49	277	48.51

<div>AREA</div> <div></div>	Rural		Urban	
	Number	%	Number	%
	564	98.77	7	1.23

<div>CATEGORY</div> <div></div>	SC		ST		OBC		GEN	
	Number	%	Number	%	Number	%	Number	%
	20	3.50	310	54.29	28	4.90	213	37.30

<div>CWSN</div> <div></div>	LD	VI	HI	S&LD	ID	Oth
	0	1	0	2	0	5

<div>Management</div> <div></div>	Government		Government-aided	
	Number	%	Number	%
	549	96.15	22	3.85

Average Performance of Students in Language (%)

Overall	Gender		Area		Management		Social Group			
	Male	Female	Rural	Urban	Govt.	Aided	SC	ST	OBC	GEN
67.36	66.98	67.75	67.20	80.00	66.85	80.00	61.67	66.47	67.38	69.17

Performance on Learning Outcomes (LOs)

Learning Outcomes	Description	Average Performance(%)
L304	Reads small texts with comprehension i.e., identifies main ideas, details, sequence and draws conclusions	69.12
L312	Reads printed scripts on the classroom walls: poems, posters, charts etc.	63.82

Range of Performance of Students who Answered Correctly							
Below 30%		30% - 50%		50% - 75%		Above 75%	
Number	%	Number	%	Number	%	Number	%
42	7.36	81	14.19	226	39.58	222	38.88

Lowest Performing Learning Outcomes (LOs)

1 - Reads printed scripts on the classroom walls: poems, posters, charts etc. (63.82)

2 - Reads small texts with comprehension i.e., identifies main ideas, details, sequence and draws conclusions (69.12)